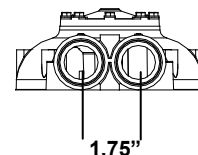


Kinetico SIGNATURE SERIES™

Model 735

System Components

Media Vessel (Qty.) Size(2) 7" x 35"
 Media Vessel Construction Wrapped Polyethylene
 Empty Bed Volume 0.70 ft³
 Media Type Non Solvent Cation Resin
 Media Volume 0.50 ft³
 Bed Depth 23"
 Free Board 12"
 Riser Tube 1" ABS
 Distributor Upper 0.014" Slots, ABS Basket
 Lower 0.014" Slots, ABS Basket
 Under-bedding None
 Regeneration Control Non-electric Use Meter
 Regeneration Type Countercurrent
 Meter Type 0.30 - 25.00 gpm Polypropylene Turbine



Inlet Water Quality

Pressure Range 15 – 125 psi Dynamic Pressure
 Temperature Range 35 – 120° F
 pH Range 5 – 10 SU
 Free Chlorine Cl₂ (Max.) 2.0 mg/L
 Hardness as CaCO₃ (Max.) 40 gpg

Operating Specs

Flow Range (15 / 30 psig) 8 – 12 gpm
 Flow Configuration Alternating
 Dimensions (Width x Depth x Height) 15" x 7" x 41"
 Weight (Operating / Shipping) 140 / 105 lbs.

Connections

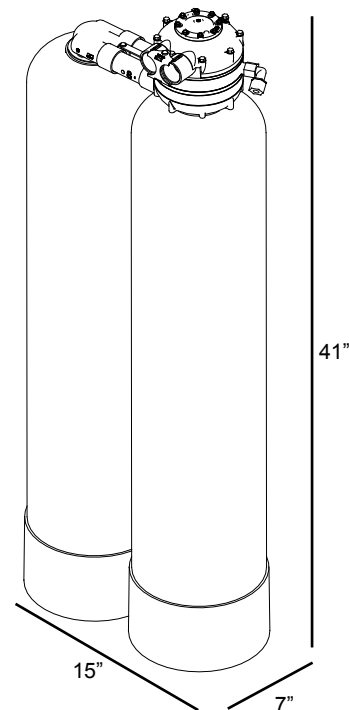
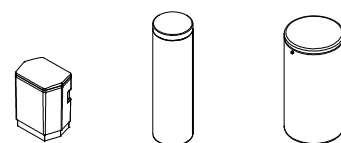
Inlet / Outlet Connections Custom Adapter and Bracket
 Drain Connection 0.5" Tube
 Brine Line Connection 0.375" Tube
 Power None

System Part Numbers

Signature 735, 18 x 35 brine drum 15063
 Signature 735, no brine drum 15064
 Signature 735, no brine drum, no resin 15065

Brine Tank Options

Tank Description	12" x 16" x 20"	12" x 40"	18" x 35"
Brine Tank Part Number	7202	1479B	15062
Tank Height	20"	40"	35"
Tank Footprint	12" x 16"	12" DIA	18" DIA
Material	HDPE	HDPE	HDPE
Salt Capacity	50 lbs.	100 lbs.	250 lbs.



Regeneration Specifications

Regeneration Volume 29 gallons
 Regeneration Time 40 minutes
 Backwash Flow Control 1.40 gpm
 Brine Refill Flow Control 0.40 gpm

Salt Setting	Capacity	Efficiency	Dosing	Meter Disc							
				1	2	3	4	5	6	7	8
1.8 lb.	7,515 grains	4,175 gr./lb.	3.8 lbs./ft ³	4	8	12	16	20	23	26	30
3.0 lb.	10,614 grains	3,538 gr./lb.	6.4 lbs./ft ³	5	11	17	22	27	31	36	40
Gallons Between Regeneration				1,200	600	400	300	250	200	171	150

Operating Profile

Softener shall remove hardness to less than 1/2 gpg when operated in accordance with the operating instructions. The system shall include two tanks. This duplex configuration shall operate with one tank on-line during service. During regeneration cycles, one tank shall provide water to service and to the regenerating tank. A water meter shall initiate system regeneration. The water meter shall measure the processed volume and be adjustable. Service flow shall be downflow and regeneration flow shall be upflow.

Regeneration Control Valve

The regeneration control valve shall be top mounted (top of media tank), and manufactured from non-corrosive materials. Control valve shall not weigh more than four pounds. Control valve shall provide service and regeneration control for two media tanks. Inlet and outlet ports shall accept a quick connect, double O-ring sealed adapter. Interconnection between tanks shall be made through the regeneration valve with a quick connect adapter. Control valve shall operate using a minimum inlet pressure of 15 psi. Pressure shall be used to drive all valve functions. No electric hook-up shall be required. Control valve shall incorporate four operational cycles including; service, brine draw, slow rinse, and a combined fast rinse and brine refill. Service cycle shall operate in a downflow direction. The brine cycle shall flow upflow, opposite the service flow, providing a countercurrent regeneration. Control valve shall contain a fixed orifice eductor nozzle and self-adjusting backwash flow control. The control valve will prevent the by-pass of hard water to service during the regeneration cycle.

Media Tanks

The tanks shall be designed for a maximum working pressure of 125 psi and hydrostatically tested at 300 psi. Tanks shall be made of polyethylene and reinforced with a fiberglass wrapping. Each tank shall include a 2.5 in. threaded top opening. Each tank shall be NSF approved. Upper and lower distribution system shall be of a slot design. Distributors will provide even flow of regeneration water and the collection of processed water.

Conditioning Media

Each softener shall include non solvent cation resin having a minimum exchange capacity of 30,000 grains/ft³ when regenerated with 15.0 lbs/ft³. The media shall be solid, of a proper particle size and shall contain no plates, shells, agglomerates or other shapes, which might interfere with the normal function of the water softener.

Brine System

A combination salt storage and brine production tank shall be manufactured of corrosion resistant, plastic. The brine tank shall have a chamber to house the brine valve assembly. The brine float assembly shall allow for adjustable salt settings and shall provide for a shutoff to the brine refill. The brine tank shall include a safety overflow connection to be plumbed to a suitable drain.